

Data

Select an economy



Select a topic



EASE OF DOING BUSINESS IN
China

Select subnational city




Region East Asia & Pacific


Income category Upper middle income

Population 1,392,730,000

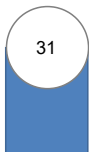
GNI per capita (US\$) 9,470

City covered Shanghai, Beijing

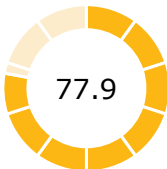
Download profile 
(2,330.9 KB, pdf)




Download snapshot 
(832.9 KB, pdf)

DB Rank



DB Score



Topics	DB 2020 Rank	DB 2020 Score	DB 2019 Score 	Change in score (% points)
Overall	31	77.9	74.0	↑ 3.9
Starting a Business 	27	94.1	93.4	↑ 0.7
Dealing with Construction Permits 	33	77.3	65.2	↑ 12.1

Getting Electricity✓	12	95.4	92.0	↑ 3.4
Registering Property	28	81.0	80.8	↑ 0.2
Getting Credit	80	60.0	60.0	..
Protecting Minority Investors✓	28	72.0	62.0	↑ 10
Paying Taxes✓	105	70.1	67.9	↑ 2.2
Trading across Borders✓	56	86.5	83.4	↑ 3.1
Enforcing Contracts✓	5	80.9	79.0	↑ 1.9
Resolving Insolvency✓	51	62.1	55.8	↑ 6.3

✓= Doing Business reform making it easier to do business. ✗= Change making it more difficult to do business.

[Click here to see all reforms made by China](#)

Viewing the data for Shanghai



Starting a business



Dealing with construction permits



Getting electricity



Registering property



Getting credit



Protecting minority investors



Paying taxes



Trading across borders



Enforcing contracts



Resolving insolvency



Information



View methodology



Compare all economies

Indicator	Shanghai	East Asia & Pacific	OECD high income	Best performance ⓘ
Time to export: Border compliance (hours) ⓘ	18	57.5	12.7	1 (19 Economies)
Cost to export: Border compliance (USD) ⓘ	249	381.1	136.8	0 (19 Economies)
Time to export: Documentary compliance (hours) ⓘ	8	55.6	2.3	1 (26 Economies)
Cost to export: Documentary compliance (USD) ⓘ	70	109.4	33.4	0 (20 Economies)
Time to import: Border compliance (hours) ⓘ	37	68.4	8.5	1 (25 Economies)
Cost to import: Border compliance (USD) ⓘ	230	422.8	98.1	0 (28 Economies)
Time to import: Documentary compliance (hours) ⓘ	11	53.7	3.4	1 (30 Economies)
Cost to import: Documentary compliance (USD) ⓘ	75	108.4	23.5	0 (30 Economies)

Details – Trading across borders in Shanghai – Components of border compliance			▼
Details – Trading across borders in Shanghai – Trade documents			▼
Details – Trading across borders in Shanghai – Domestic transport			^
	Export	Import	
Product	HS 85 : Electrical machinery and equipment and parts thereof; sound recorders and reproducers, television image and sound recorders and reproducers, and parts and accessories of such articles	HS 8708: Parts and accessories of motor vehicles	
Trade partner	Hong Kong, China	Japan	
Border	Shanghai port	Shanghai port	
Distance (km)	31	31	
Domestic transport time (hours)	4	6	
Domestic transport cost (USD)	179	219	